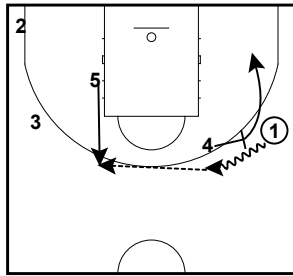


Side Pick&Roll Offense

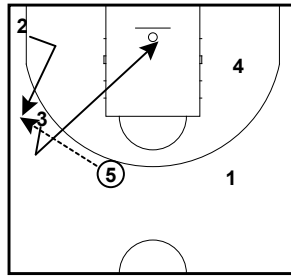
Side Pick&Roll Offense



WHOLE SET

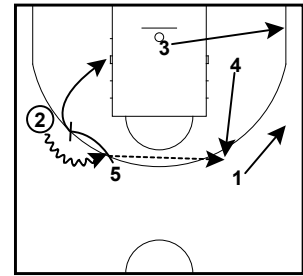
Side Pick&Roll is set one step above the free throw line extended.
 The ball is reversed to the opposite elbow extended

Side Pick&Roll Offense



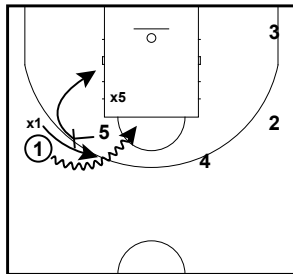
3 backdoors on 5's catch (or just before) while 2 replaces 3

Side Pick&Roll Offense



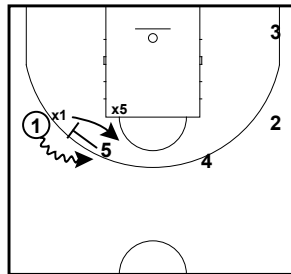
Motion is repeated in the other side until a decision is taken

Side Pick&Roll Offense



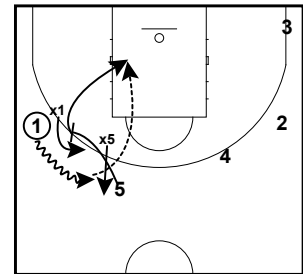
A) BALL SIDE OPTIONS...

Side Pick&Roll Offense



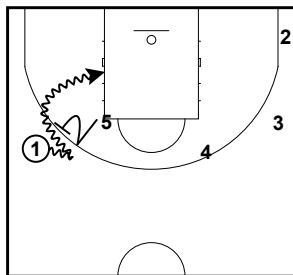
Shot/Repick vs under
 Reverse the ball to keep on playing

Side Pick&Roll Offense



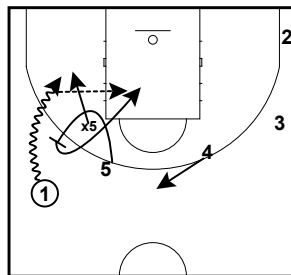
1) MIDDLE ORIENTED: ball handler assists
 Versus any Show defense, even Drop High or Middle if the screener's defender focuses on the ball handler
 Decision making: short/ long roll or Pick&Pop

Side Pick&Roll Offense



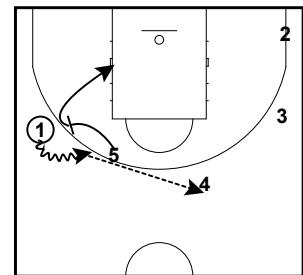
2) BASELINE ORIENTED: ball handler finishes
 Picker changes the angle and perimeter attacks big/ Pull up jumper

Side Pick&Roll Offense



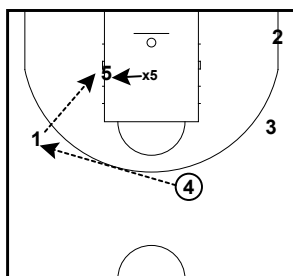
2) BASELINE ORIENTED: ball handler assists
 1 dishes the roller and reads X4 and X2's helps to kick out if defenders are able to fully help

Side Pick&Roll Offense



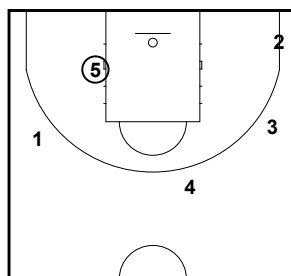
3) INSIDE

Side Pick&Roll Offense



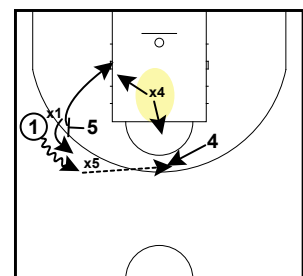
5 plays vs X5's recovery and seals him when the ball is passed back to 1

Side Pick&Roll Offense



Once inside, 5 reads and reacts if helps come or the team looks for taking specific or general advantages thanks to predesigned cuts or screens

Side Pick&Roll Offense

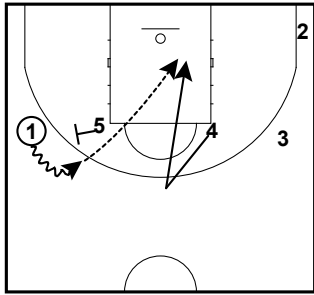


B) HIGH POST OPTIONS

1) OPEN SHOT
 If defense shows and X4 helps

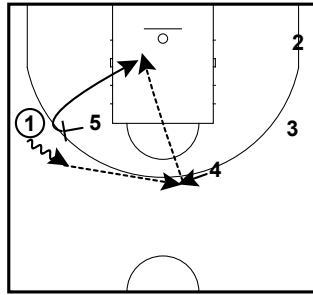
Side Pick&Roll Offense

Side Pick&Roll Offense



2) BACK DOOR

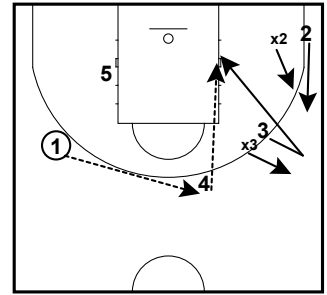
Side Pick&Roll Offense



3) ASSIST THE ROLLER

Lob pass vs Show defense or High-Low vs Drop

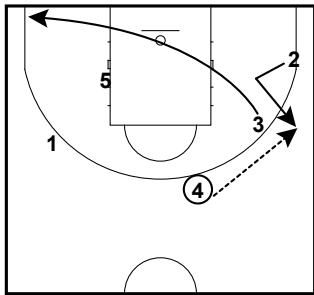
Side Pick&Roll Offense



C) AFTER SWINGING THE BALL

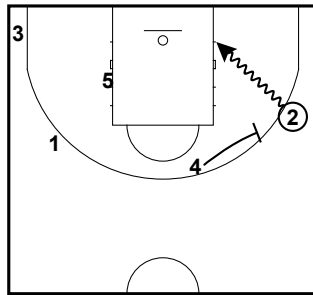
1) BACK DOOR

Side Pick&Roll Offense



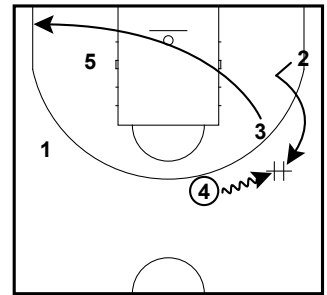
2) 1on1 BASELINE

Side Pick&Roll Offense



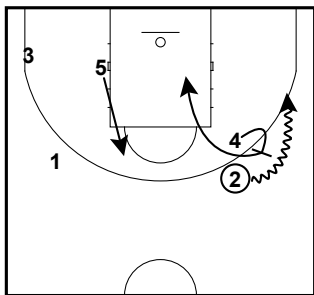
1on1 + read weak side helps

Side Pick&Roll Offense

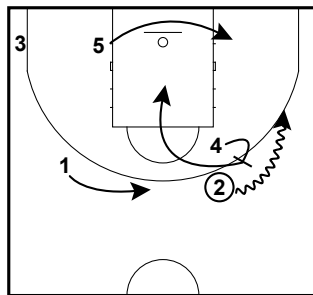


3) DRIBBLE HAND OFF + REPICK

Side Pick&Roll Offense

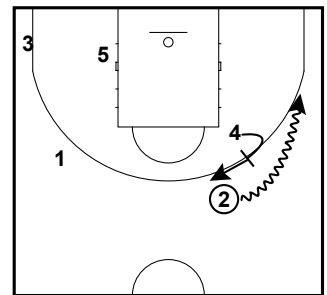


Side Pick&Roll Offense



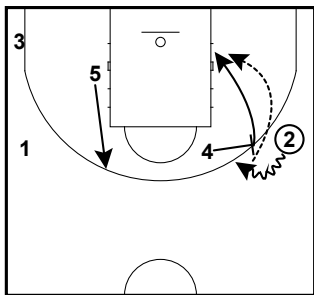
Counter: 5 baseline cuts
 Read advantage to pass either to 4 or 5.
 Reverse the ball and 1 can play High-Low with 4 after having sealed his defender

Side Pick&Roll Offense



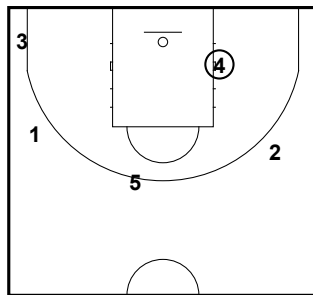
Counter: 4 picks and pops out to shoot or go on with the offense

Side Pick&Roll Offense



4) SIDE PICK&ROLL + INSIDE

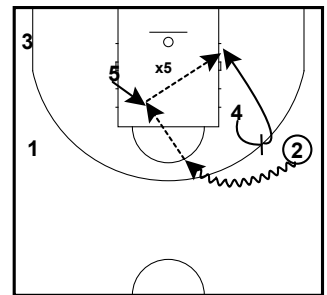
Side Pick&Roll Offense



5) PLAY vs HELPS:

1on1, read helps, basket cuts or screens according to general principles or specific advantages

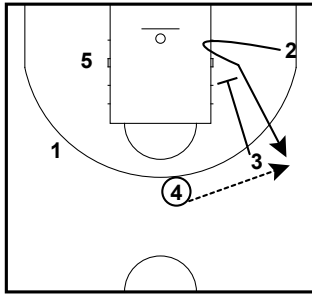
Side Pick&Roll Offense



Play vs X5 if he is ready to help on 4's roll

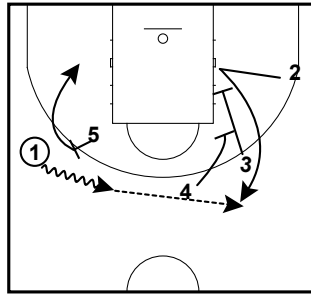
Side Pick&Roll Offense

Side Pick&Roll Offense



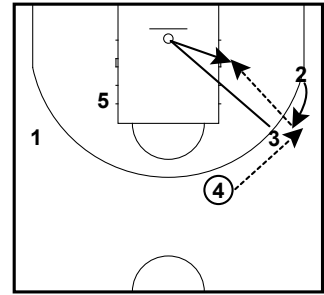
6) OFF BALL SCREEN(S) FOR THE SHOOTER

Side Pick&Roll Offense



Counter: Staggered screens

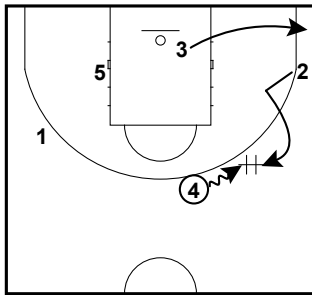
Side Pick&Roll Offense



7) POST UP :

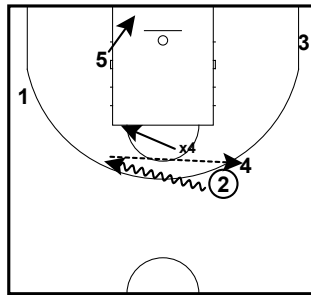
3 posts up after backdoor (pin down)

Side Pick&Roll Offense



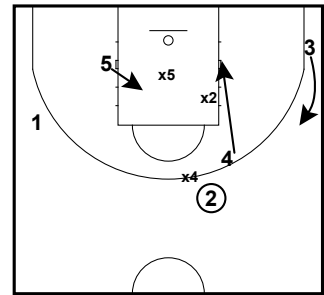
8) ELBOW DRIBBLE HAND OFF: 3 goes to the ball side corner instead of clearing out

Side Pick&Roll Offense



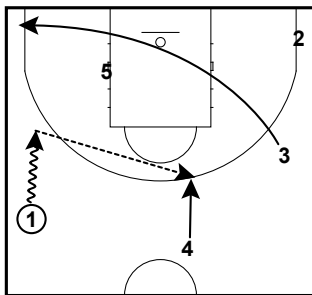
Kick Out if 2 draws X4's attention
 Extra pass to if X3 rotates

Side Pick&Roll Offense



Read advantages if defense switches in Hand Off:
 Triangle with 3 to feed inside/ 1 on 1 2 vs X4
 5 ducks in if X5 is ready to help/switch with X2
 Triangle with 1 to feed inside vs X5's help/ switch vs X2

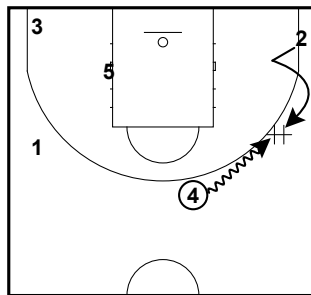
Side Pick&Roll Offense



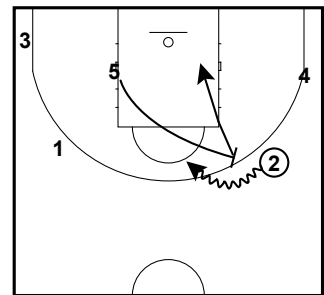
9) ELBOW PICK&ROLL (change alignment)

A) 5 in low post

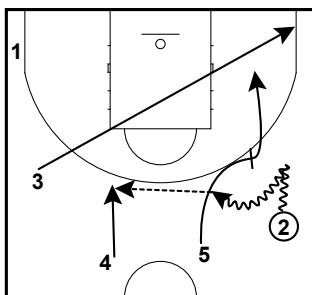
Side Pick&Roll Offense



Side Pick&Roll Offense

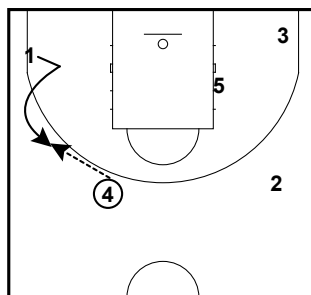


Side Pick&Roll Offense

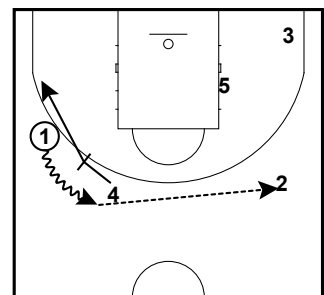


B) 5 sets the on ball screen twice

Side Pick&Roll Offense



Side Pick&Roll Offense



Side Pick&Roll Offense

Side Pick&Roll Offense

